

Onboarding for the App

September 2023



60TH ANNIVERSARY

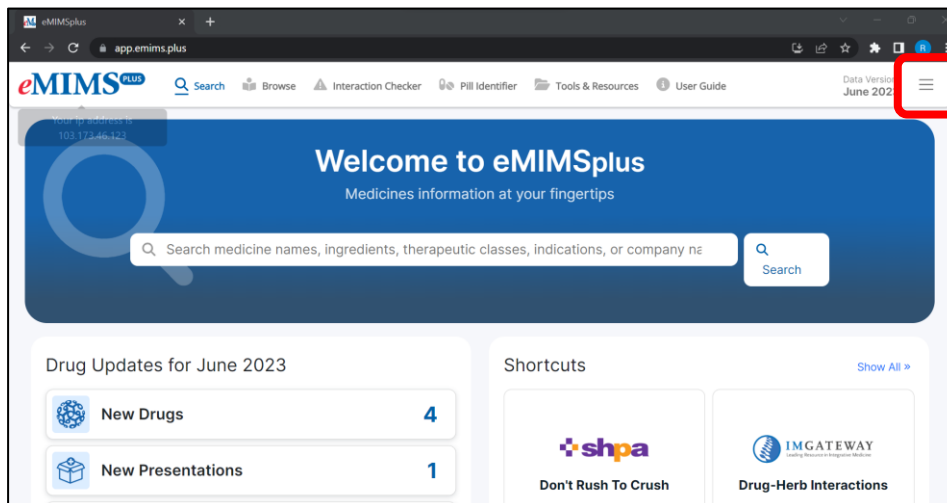
To download the eMIMSPplus app:

1. **For Android Devices** – Search for eMIMSPplus on the Google Playstore or download via the link <https://play.google.com/store/apps/details?id=com.mimsmedconnect.staging>.
2. **For Apple Devices** – Search for eMIMSPplus on the Apple Store or download via the link <https://apps.apple.com/ie/app/emims-plus/id1630697739>.

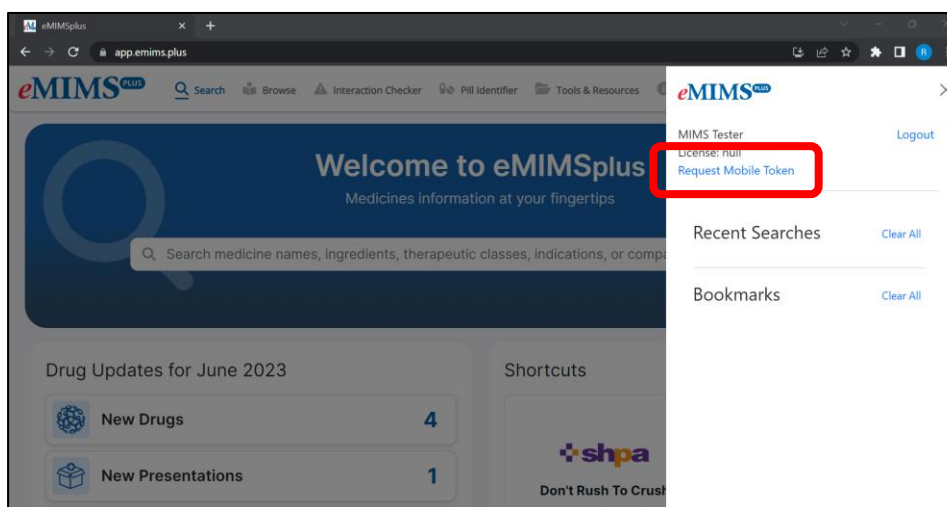
The eMIMSPplus app can be downloaded on the mobile anytime and anywhere when the mobile device is connected to the internet via WiFi/4g/5g.

To request Mobile Tokens (to login to the eMIMSPplus mobile app):

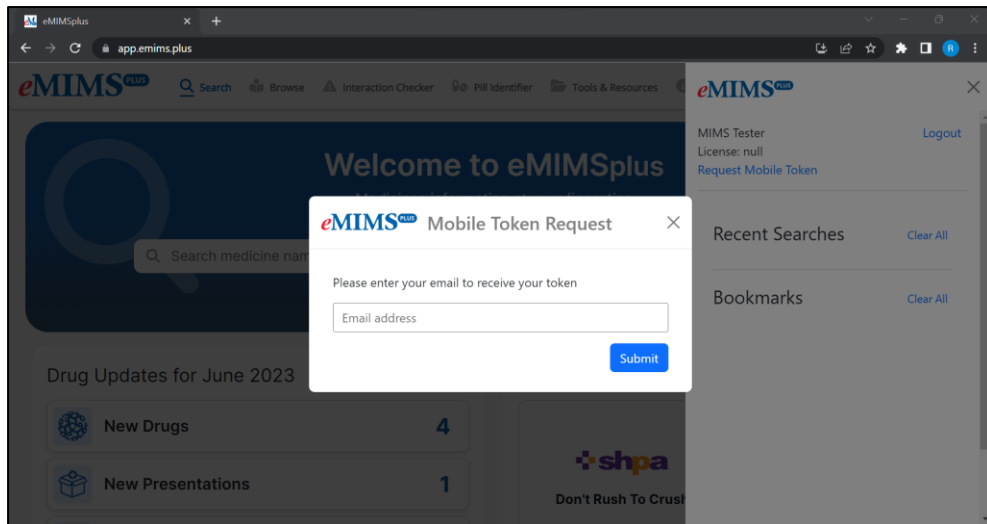
1. Login to the browser version of eMIMSPplus via <https://app.emims.plus/>.
2. Click on the ‘three-line’ icon on the top right of the main menu.



3. Click on the ‘Request Mobile Token’ option.




4. Submit your email address.



5. You'll receive a token via mail in the email address entered by you.
6. Log in to eMIMSplus mobile app by entering the token in the mobile app.

OR

1. Access the app on your mobile device.



2. Enter your registered email address and password to login to the app.

